



VALDOSTA STATE UNIVERSITY  
OFFICE OF INSTITUTIONAL RESEARCH  
ENROLLMENT UPDATE—Summer 2018

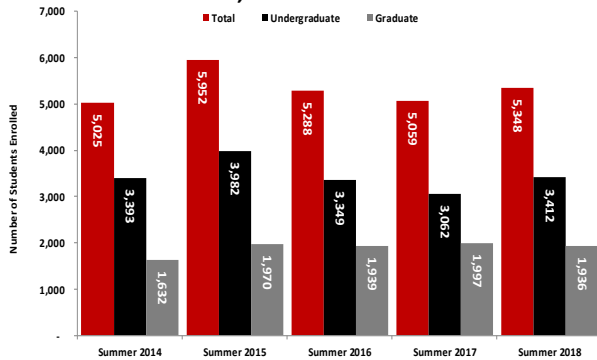
1500 N. Patterson St. Valdosta, GA 31698 • Phone (229) 333-7831  
http://www.valdosta.edu/administration/institutional-research



This information has been compiled by the Office of Institutional Research in an effort to provide useful and timely information to the Valdosta State University community. This information will be updated each semester, upon the availability of official data. Please contact the Office of Institutional Research with any questions regarding this.

### Summer 2018 Enrollment

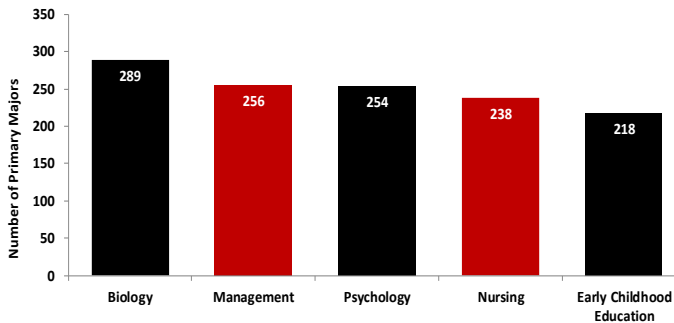
Total Enrollment, Summer 2014–Summer 2018



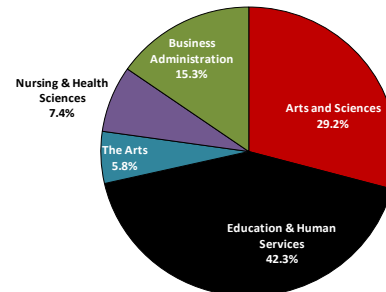
Total Enrollment by Gender and Ethnicity, Summer 2018

Ethnicity	Female	% of Female	Male	% of Male	Total	% of Total
American Indian/ Alaskan Native	9	0.2%	9	0.5%	18	0.3%
Asian	62	1.7%	58	3.4%	120	2.2%
Black	1,179	32.5%	541	31.5%	1,720	32.2%
Hawaiian/ Pacific Islander	2	0.1%	3	0.2%	5	0.1%
Hispanic	184	5.1%	130	7.6%	314	5.9%
Multiracial	125	3.4%	55	3.2%	180	3.4%
Unknown	16	0.4%	11	0.6%	27	0.5%
White	2,051	56.5%	913	53.1%	2,964	55.4%
<b>Total</b>	<b>3,628</b>	<b>100.0%</b>	<b>1,720</b>	<b>100.0%</b>	<b>5,348</b>	<b>100.0%</b>

Total Enrollment by 5 Largest Declared Majors, Summer 2018

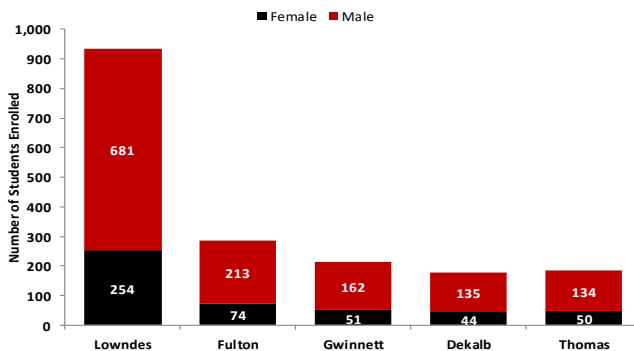


Total Enrollment by College, Summer 2018

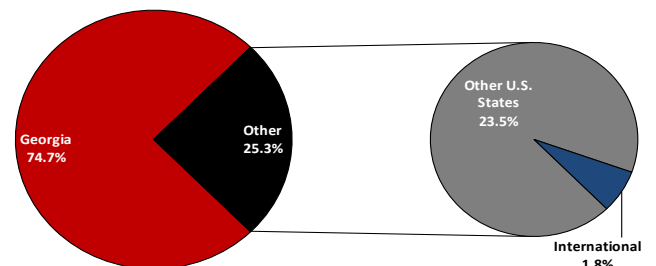


Note: The College of Arts & Sciences includes undecided majors. Pre-business students are included in Business Administration. Pre-nursing students are included in Nursing.

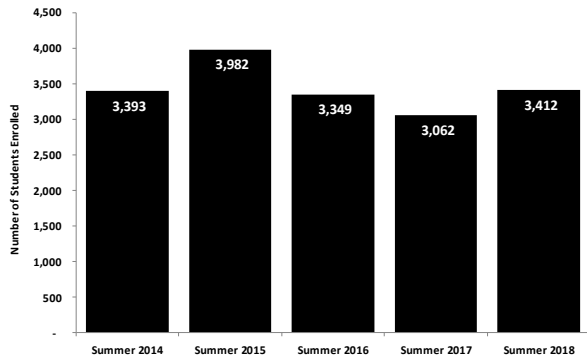
Total Enrollment by Georgia Counties with Highest Enrollment and Gender, Summer 2018



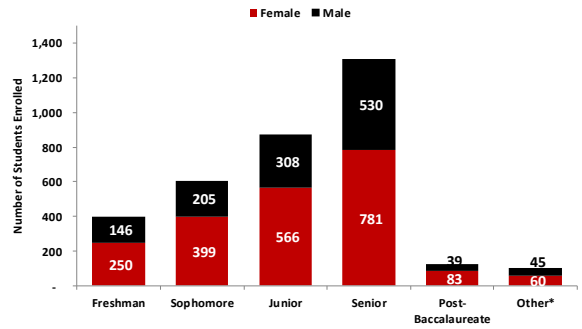
Total Enrollment by Residency, Summer 2018



**Undergraduate Enrollment, Summer 2018**

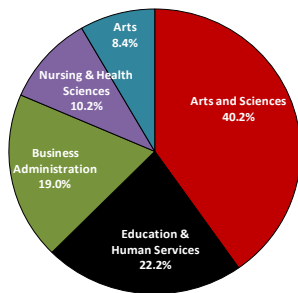


**Undergraduate Enrollment by Classification and Gender, Summer 2018**



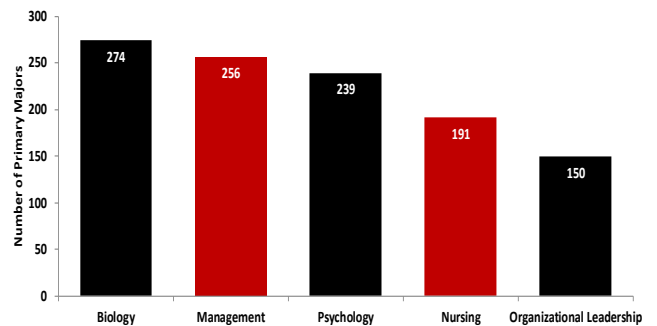
\* Includes Joint Enrolled, Transient, and Other.

**Undergraduate Students by College, Summer 2018**

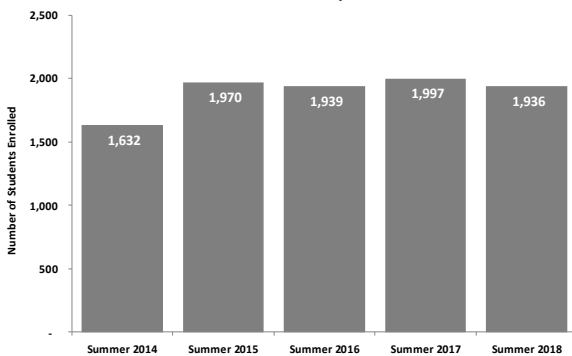


Note: The College of Arts & Sciences includes undecided majors. Pre-business students are included in Business Administration. Pre-nursing students are included in Nursing.

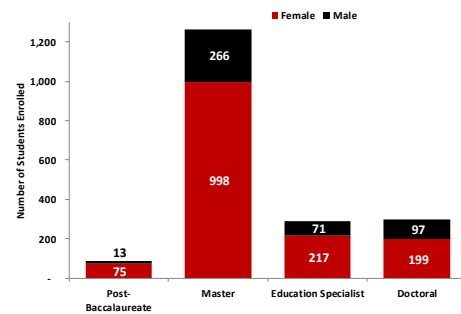
**Undergraduate Students by 5 Largest Declared Majors, Summer 2018**



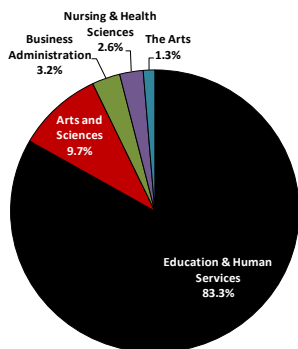
**Graduate Enrollment, Summer 2018**



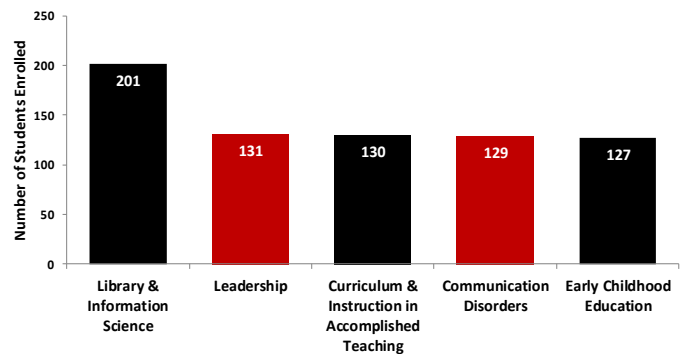
**Graduate Enrollment by Classification and Gender, Summer 2018**



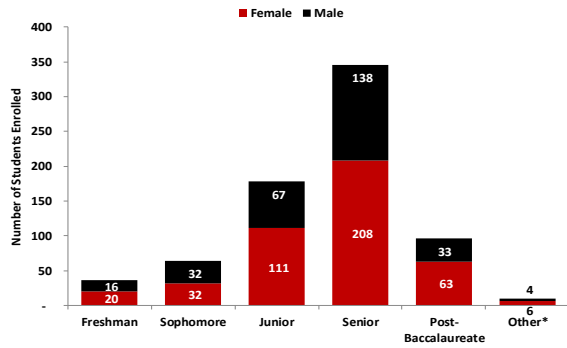
**Graduate Enrollment by College, Summer 2018**



**Graduate Students by 5 Largest Declared Majors, Summer 2018**

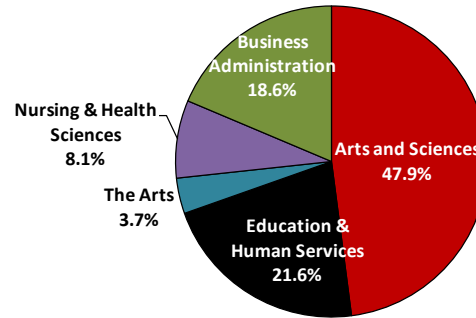


**Undergraduate Adult Learners by Classification and Gender, Summer 2018**

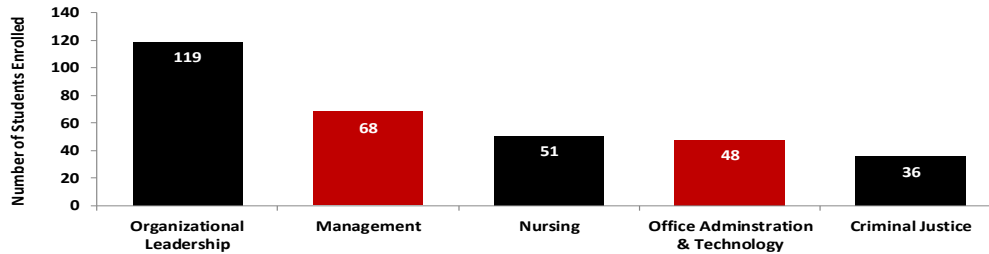


\*Includes Joint Enrolled and Transient.

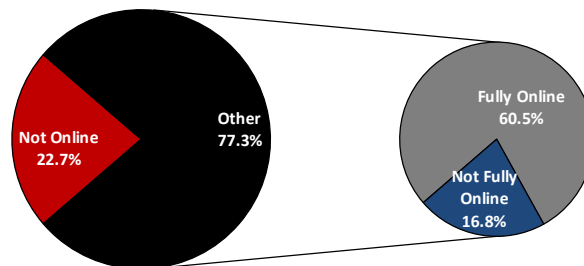
**Undergraduate Adult Learners by College Summer 2018**



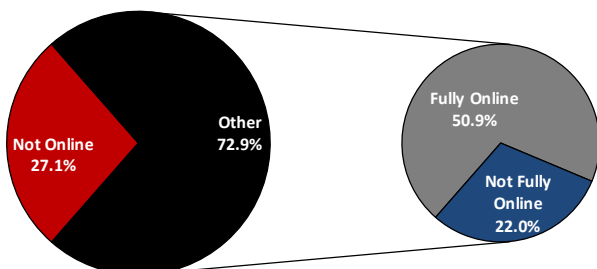
**Undergraduate Adult Learners by 5 Largest Declared Majors, Summer 2018**



**Total Enrollment for Distance Learning, Summer 2018**



**Undergraduate Enrollment for Distance Learning, Summer 2018**



**Graduate Enrollment for Distance Learning, Summer 2018**

