



ALUMNI PERCEPTIONS OF
THEIR EXPERIENCES
AT VALDOSTA STATE UNIVERSITY

GRADUATES OF FY2000 AND FY2004

Strategic Research & Analysis
Valdosta State University
June 2006

Introduction

This document has been revised to provide a visual summary of the perceptions of VSU alumni one year and five years after graduation. Responses were received from one hundred eleven one-year out alumni who graduated during the 2004 fiscal year and ninety-four five-year out alumni who graduated during the 2000 fiscal year.

This is the second year of web-based survey administration. Three hundred thirty-two valid e-mail addresses were provided by the VSU Alumni Office for 2004 alumni and two hundred seventy-six for the 2000 alumni. The paper survey used in previous years asked alumni to repond to ninety questions. The web survey, revised with the assistance of the VSU Alumni Association, eliminated over fifty questions, leaving a total of forty-four.

E-mail invitations to participate in the survey were sent to eligible alumni in October 2005. Two follow-up invitations were sent at later intervals, and responses were collected through the end of December 2005. Return rates increased this year, with thirty-three percent of one-year out alumni and thirty-four percent of five-year out alumni responding. It is anticipated that these results will be used by colleges and departments as one indicator of the effectiveness of the University's programs and services.

Angela Henderson, Institutional Research Analyst, designed the survey, coordinated the collection of data, and analyzed the results. The report was prepared by Linda Gooden, Research Associate, with the assistance of Dawn Wood and Rebecca Reynolds, Graduate Assistants.

Special appreciation is extended to Karen Johnson in the VSU Alumni Office who furnished the email addresses for this study.

We invite you to explore the results shown on the following pages and welcome your comments.

Dr. Ruth Salter, Director
Data Integration and Analysis

Table of Contents

Description of Responding Alumni4

 Background Characteristics4

 Graduate Studies7

 Employment.....9

 Annual Salary History.....13

 Alumni Relations14

Alumni Ratings of Their Academic Experiences in the Major Field of Study16

Alumni Satisfaction with Overall Quality of Education at VSU17

Summary Highlights from VSU Alumni19

Description of the Responding Alumni

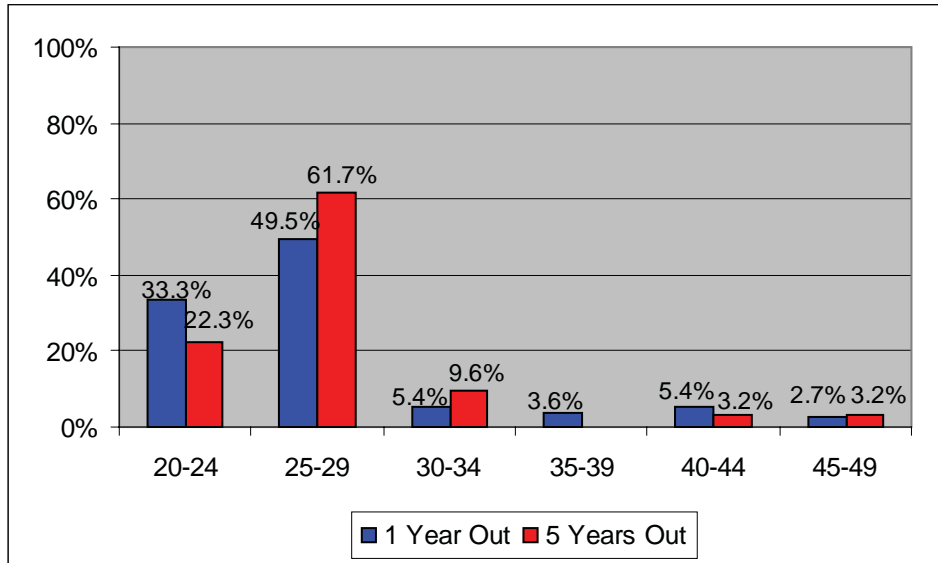
Number of Respondents: 111 - One-Year Out Respondents

94 - Five-Years Out Respondents

(All percentages are based on valid responses. Not all alumni answered every question.)

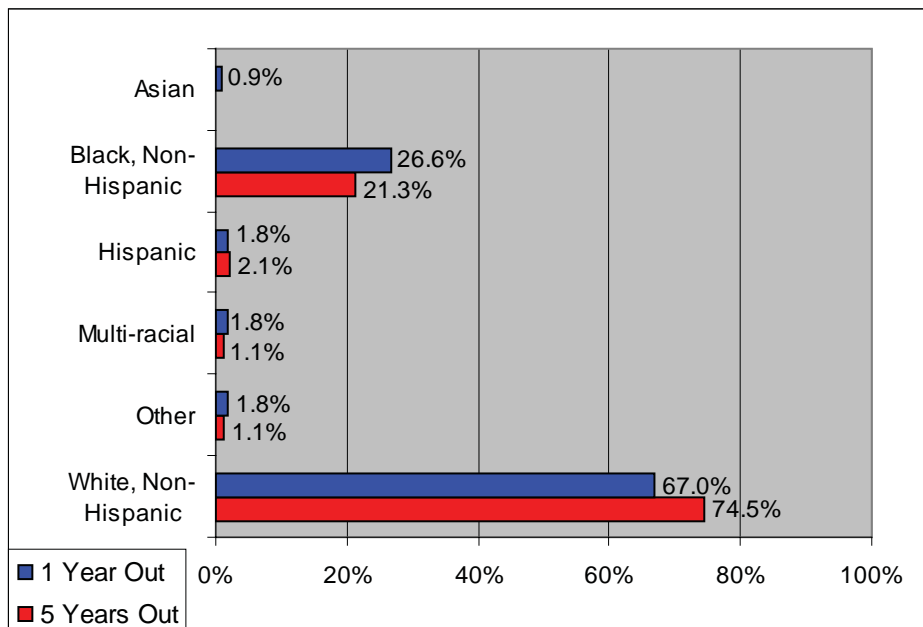
Background Characteristics

Age of Respondents



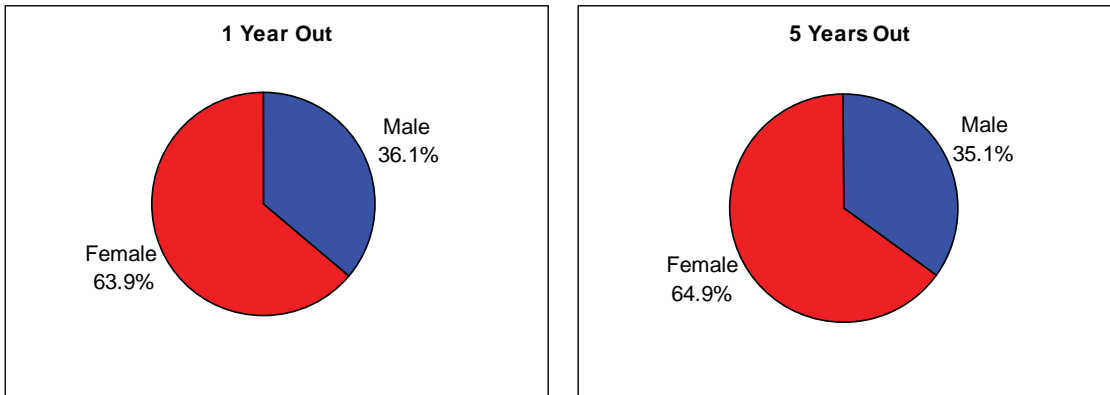
- 92 one-year out and 79 five-years out alumni were between ages 20-29.
- 19 one-year out and 15 five-years out alumni were age 30 or older.

Race/Ethnicity



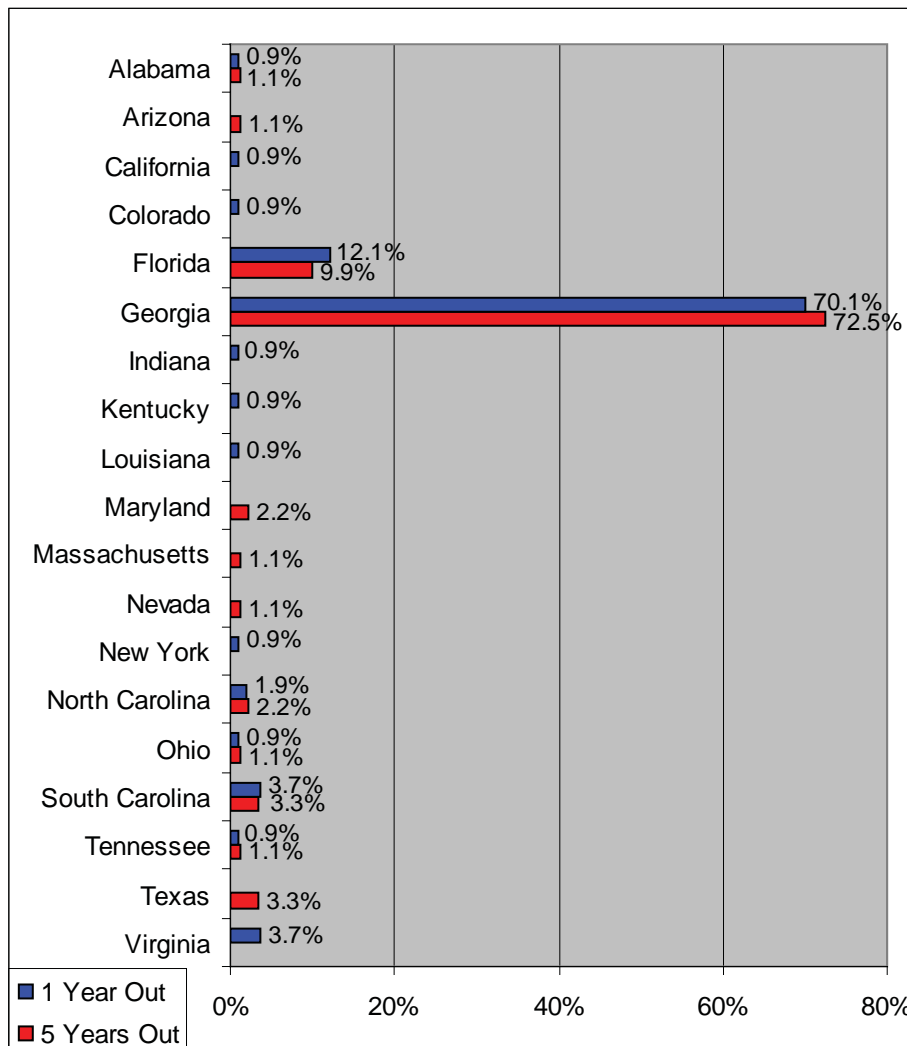
- 29 one-year out and 20 five-years out alumni were Black, non-Hispanic.
- 73 one-year out and 70 five-years out alumni were White, non-Hispanic.
- 7 one-year out and 4 five-years out alumni were Asian, Hispanic, Multi-racial, or Other.

Gender



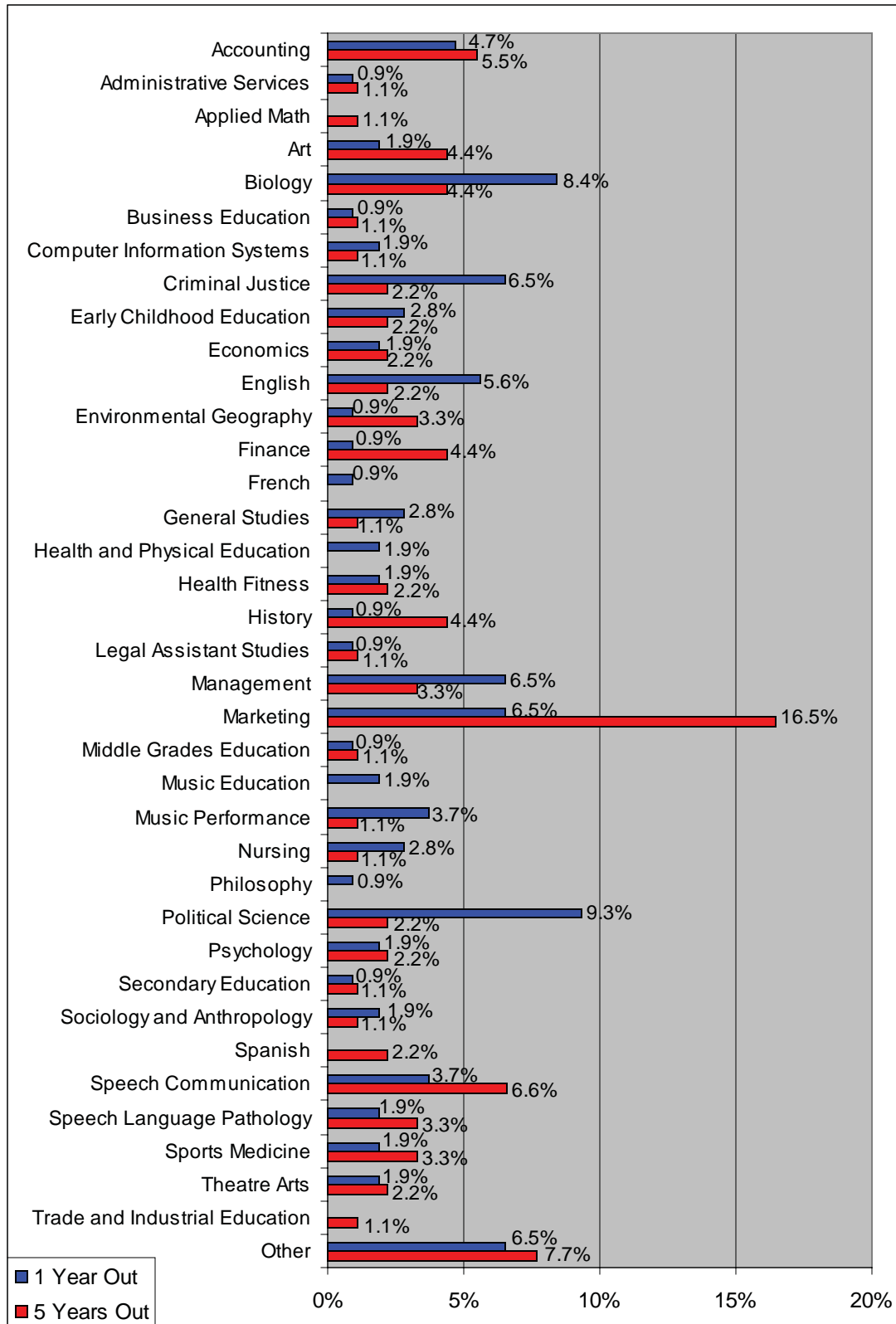
- 69 one-year out and 61 five-years out alumni were female.
- 39 one-year out and 33 five-years out alumni were male.

Current State of Residence



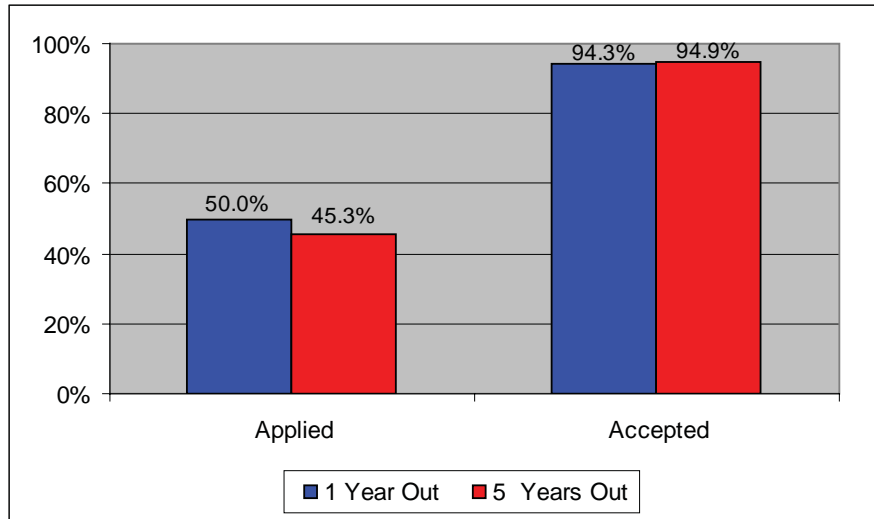
- 75 one-year out and 66 five-years out alumni live in the state of Georgia.
- 36 one-year out and 28 five-years out alumni live outside the state of Georgia.

Major Field of Study at VSU



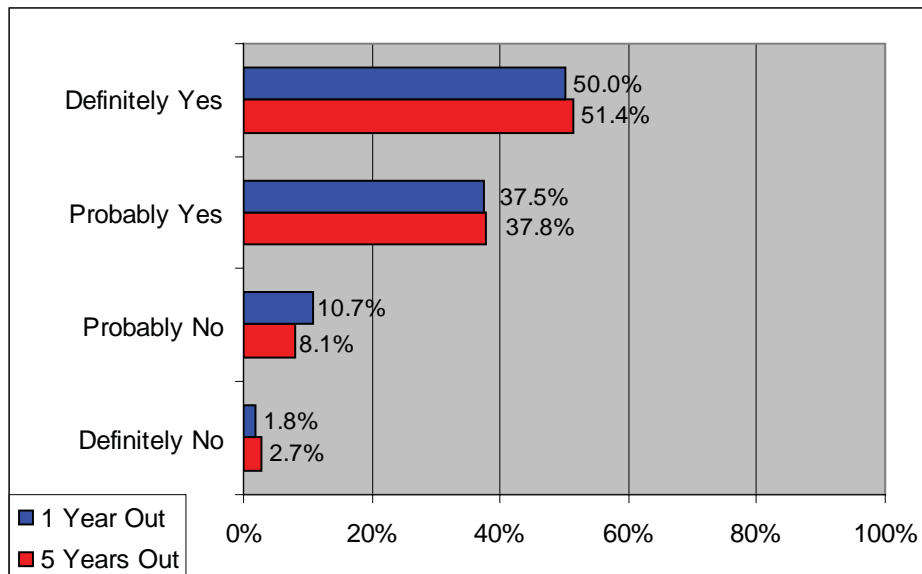
Graduate Studies

Applied to graduate school and Accepted to graduate school



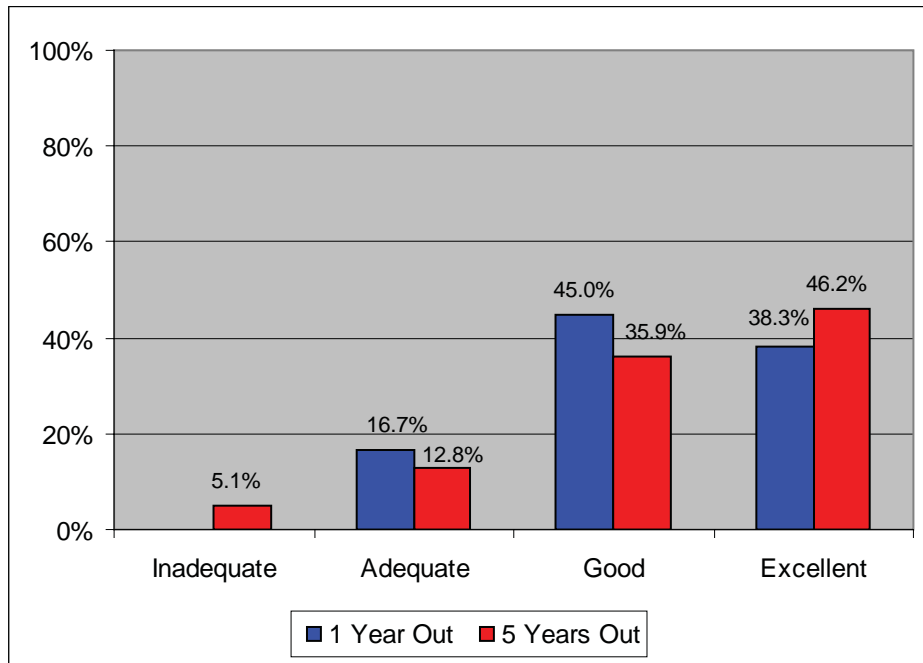
- 53 one-year out and 39 five-years out alumni applied to graduate school.
- Of those who applied, 50 one-year out and 37 five-years out alumni were accepted to graduate school.

Were the courses in your major at VSU helpful in gaining admission to graduate or professional school?



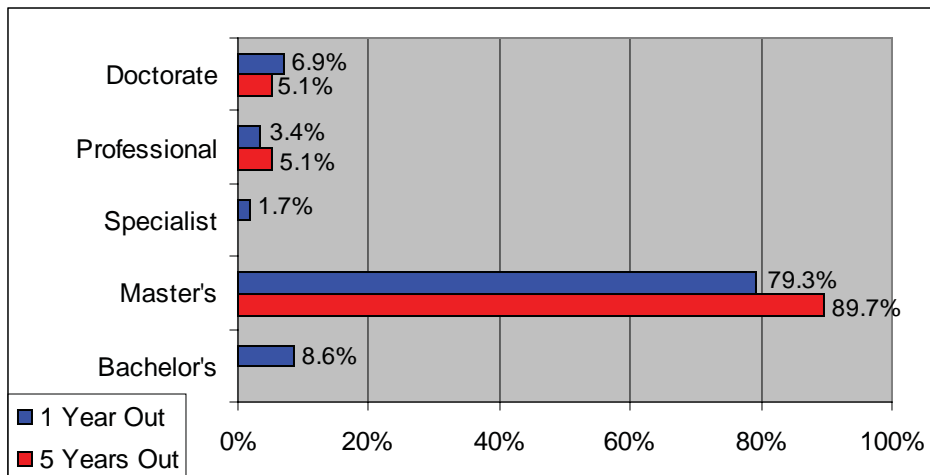
- 49 one-year out and 33 five-years out alumni said their major courses were probably or definitely helpful in gaining admission to graduate or professional school.

How well did VSU prepare you for your additional educational work?



- 50 one-year out and 32 five-years out alumni felt their preparation was good or excellent.

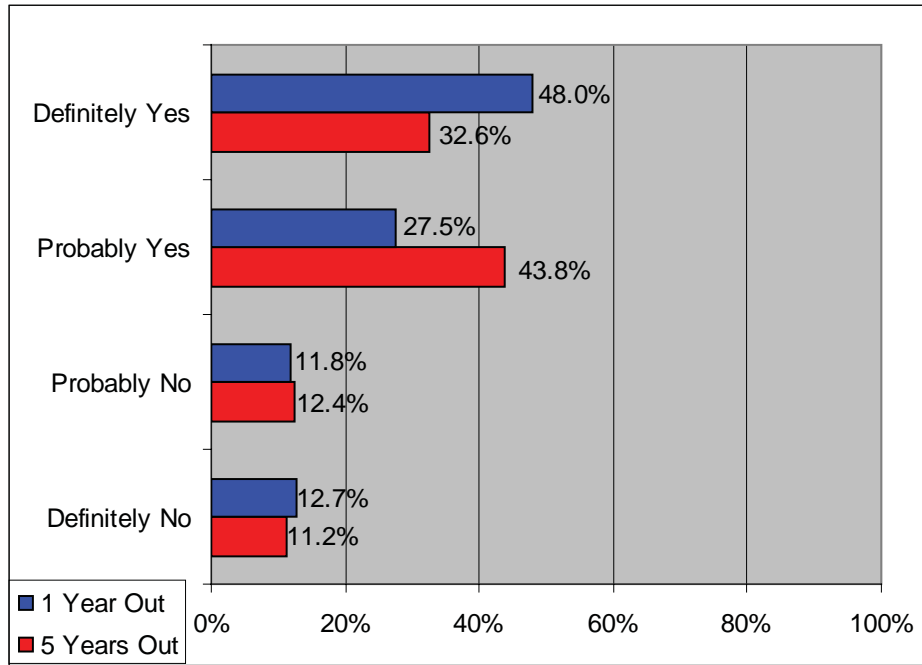
Degree sought?



- 46 one-year out and 35 five-years out alumni were seeking a Master's degree.

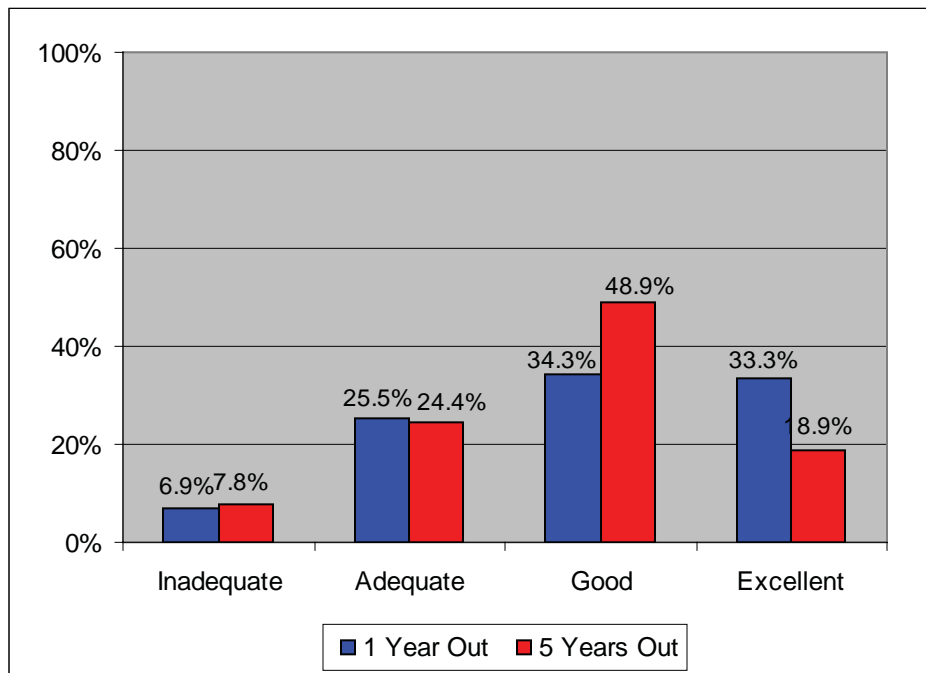
Employment

Were the courses in your major at VSU helpful in obtaining your first job after graduating from VSU?



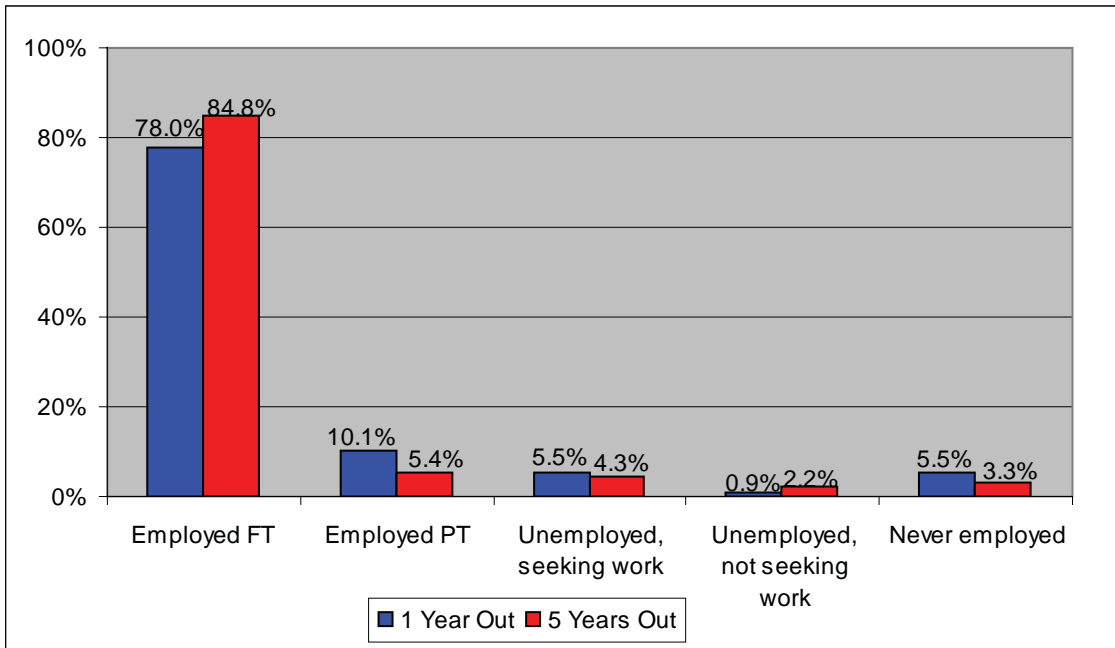
- 77 one-year out and 68 five-years out alumni said their major courses were probably or definitely helpful in obtaining employment.

How well did VSU prepare you for your first job?



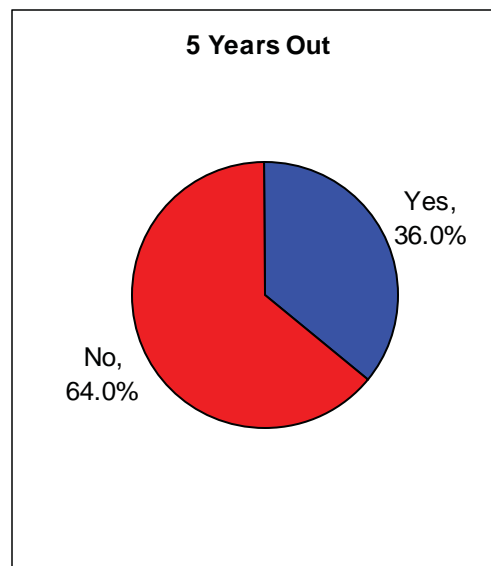
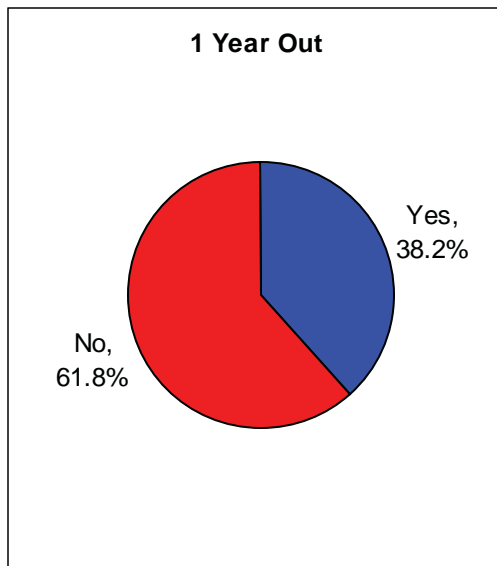
- 69 one-year out and 61 five-years out alumni felt their job preparation was good or excellent.

Since graduating from VSU, which statement best describes your employment?



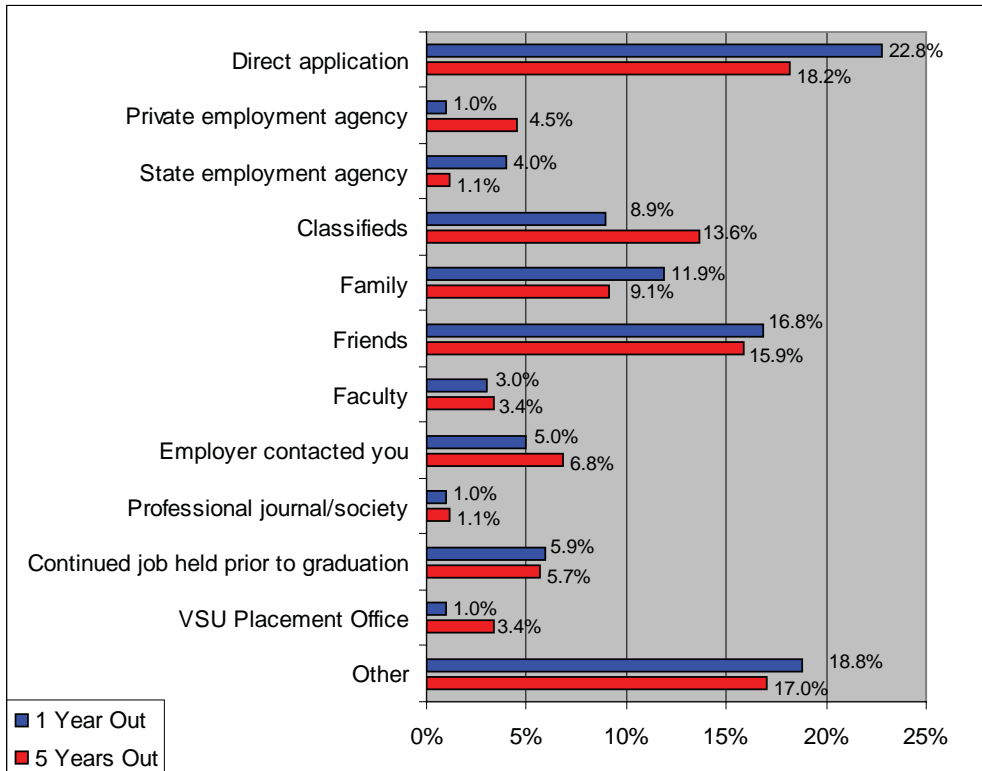
- 85 one-year out and 78 five-years out alumni are employed full-time.

Is this your first job since graduating from VSU?

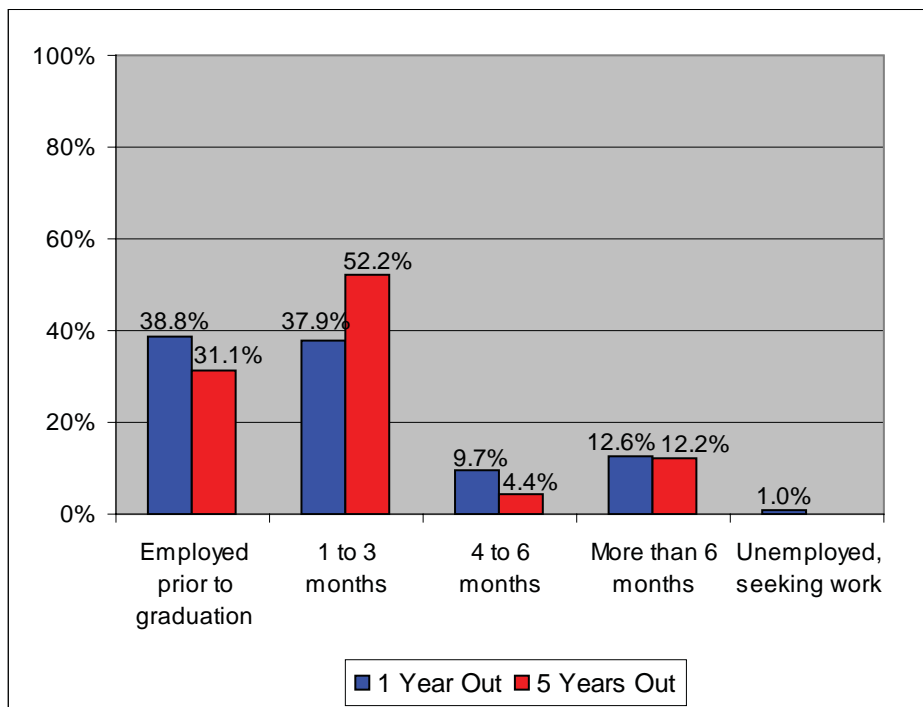


- 39 one-year out and 32 five-years out alumni are still working at their first job since graduating from VSU.

How did you find your first job?

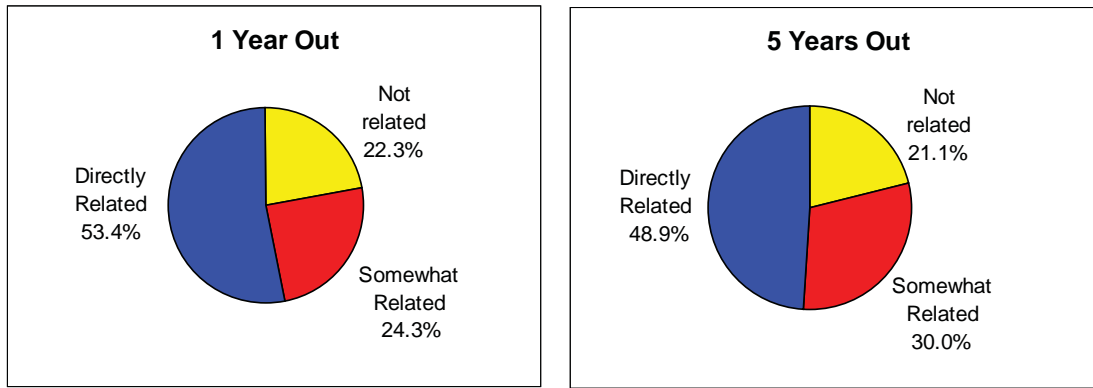


How long after graduation did it take you to find your first job?



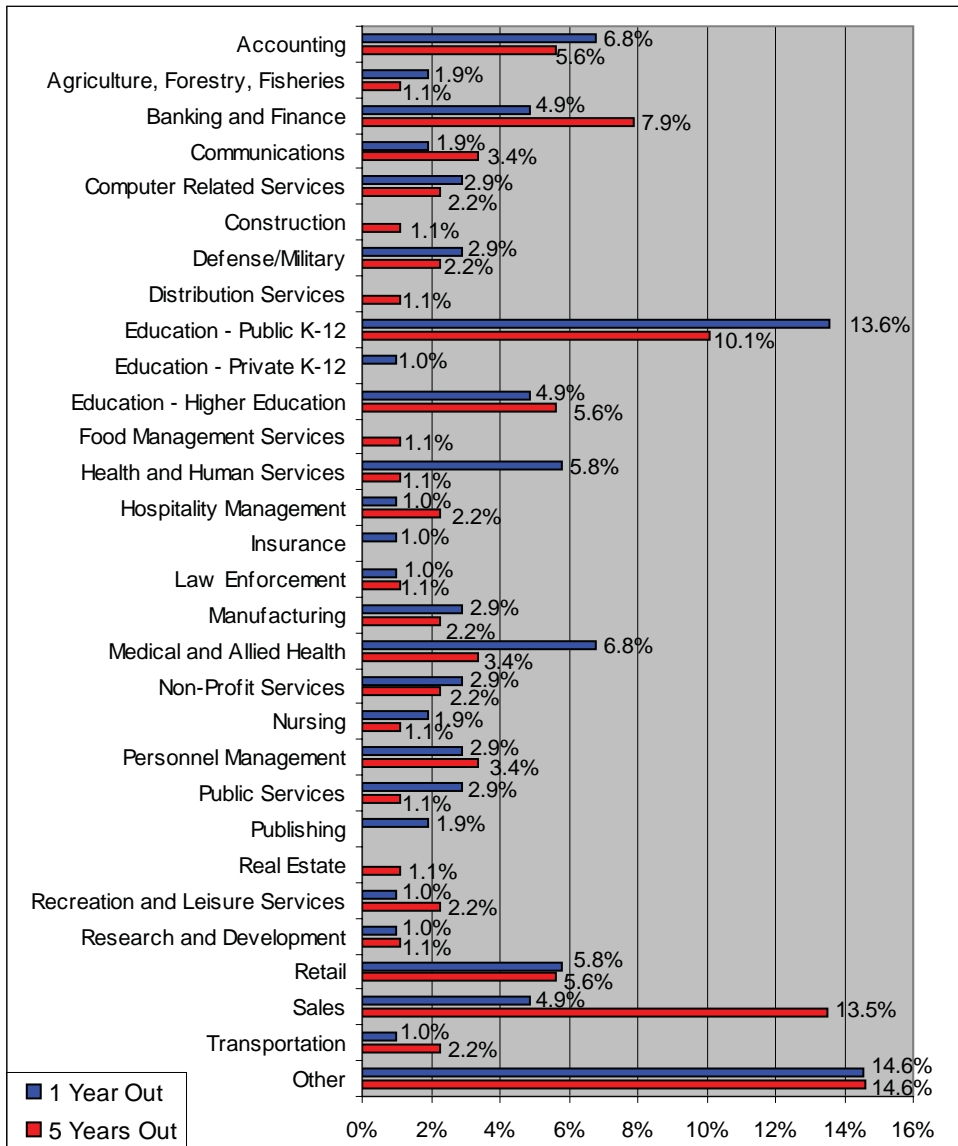
- 79 one-year out and 75 five-years out alumni obtained their first job 3 months or less after graduation from VSU.

To what extent is/was your first job related to your major?



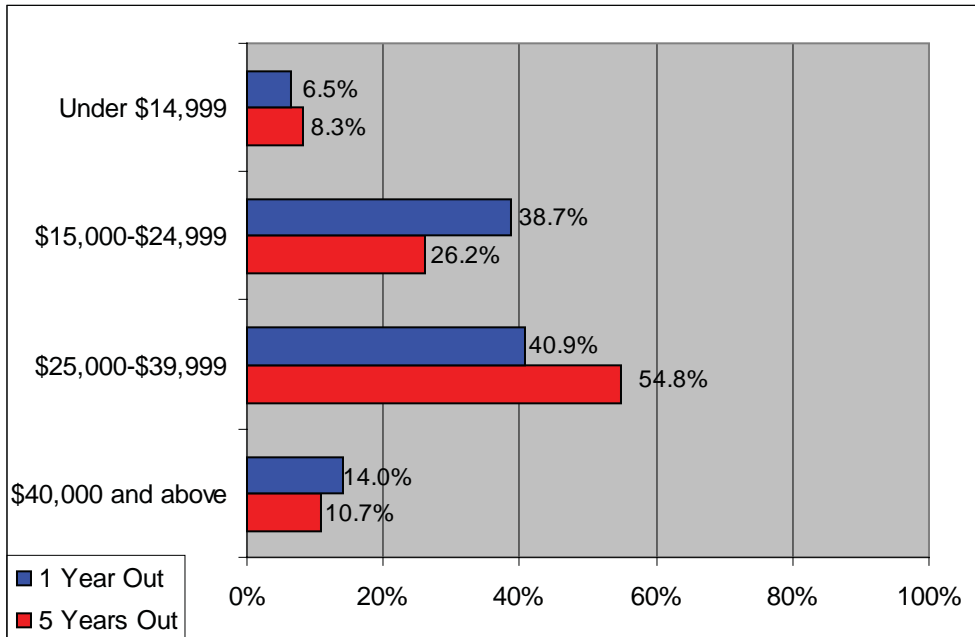
- 55 one-year out and 44 five-years out alumni report that their major was directly related to their first job.

Occupational area of first job?



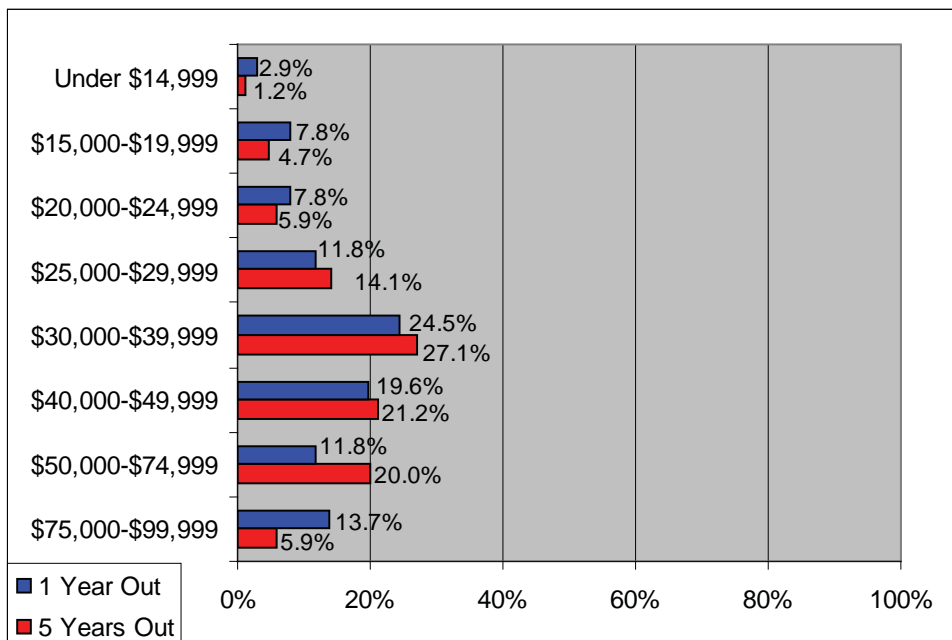
Annual Salary History

What was your annual salary range when you began your first job?



- 38 one-year out and 46 five-years out alumni were earning between \$25,000 and \$39,999 annually at their first job.

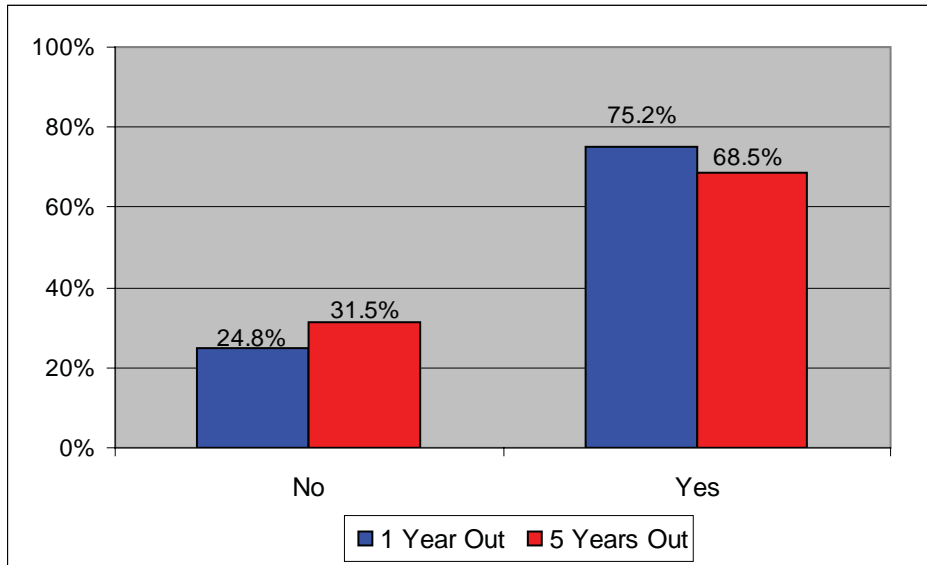
If you are currently working, what is your annual salary range?



- 37 one-year out and 35 five-years out alumni are currently earning between \$25,000 and \$39,999 annually.
- 46 one-year out and 40 five-years out alumni are currently earning \$40,000 or more annually.

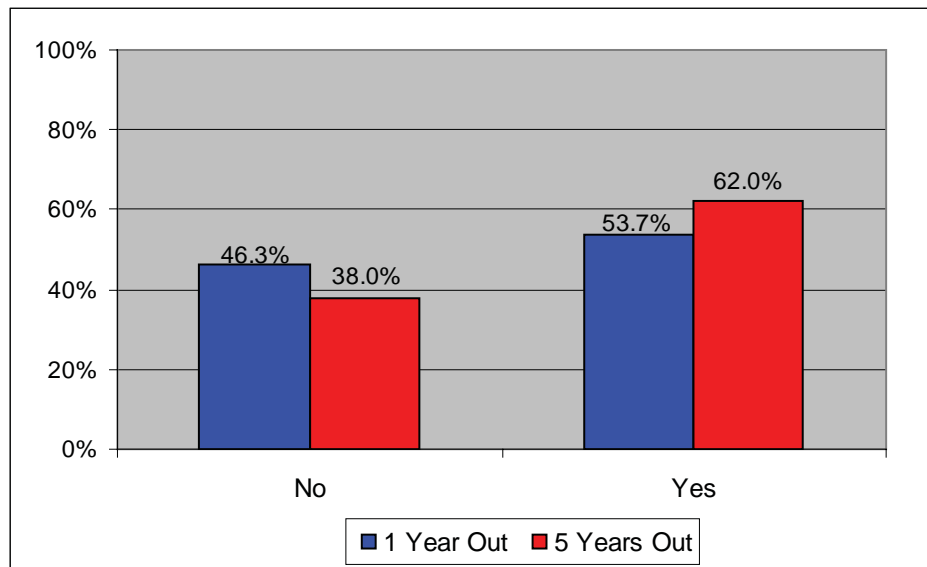
Alumni Relations

I consider myself a loyal alumnus/na of Valdosta State University.



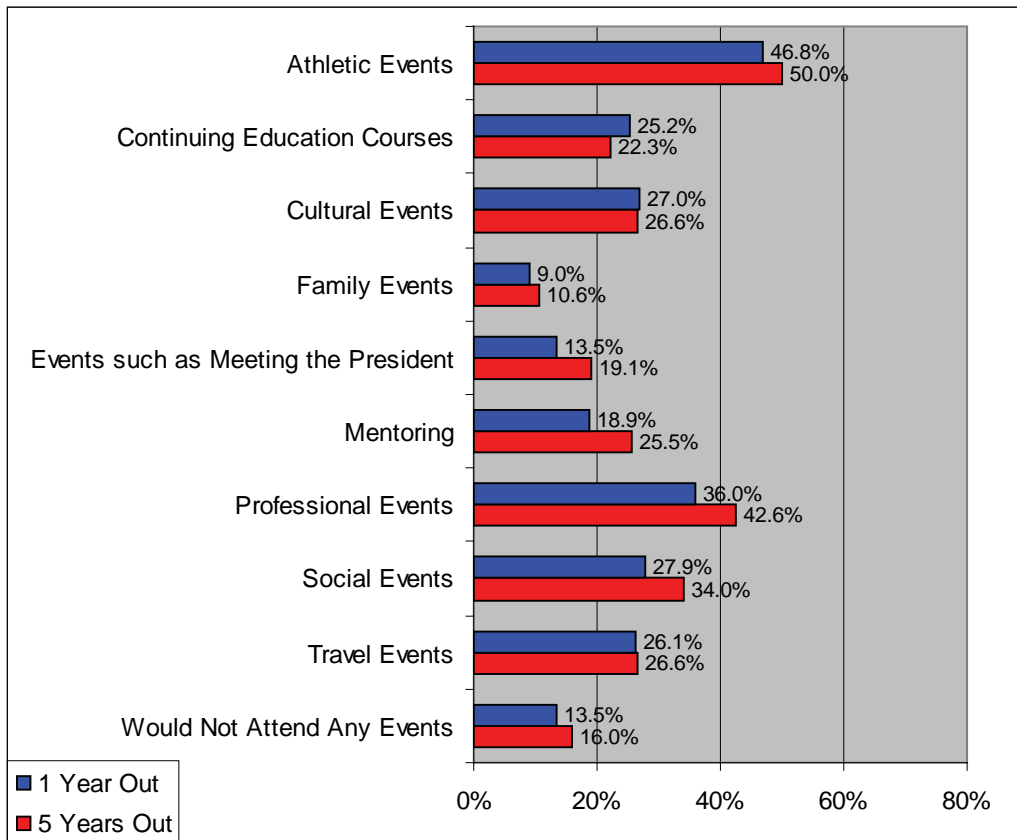
• 82 one-year out and 63 five-years out alumni consider themselves to be loyal.

I would like to be more involved as an alumnus/na of VSU.

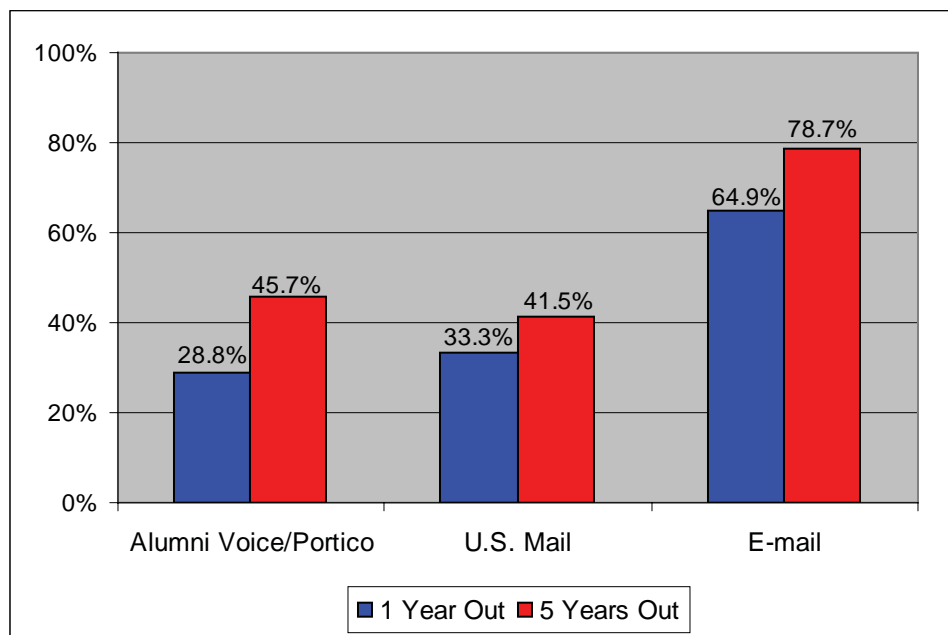


• 58 one-year out and 57 five-years out alumni would like to become more involved.

Interested in attending the following alumni events:



Would prefer to learn about upcoming alumni services, programs, or events via:



Alumni Rating of Academic Experiences in Major Field of Study - 1 year out

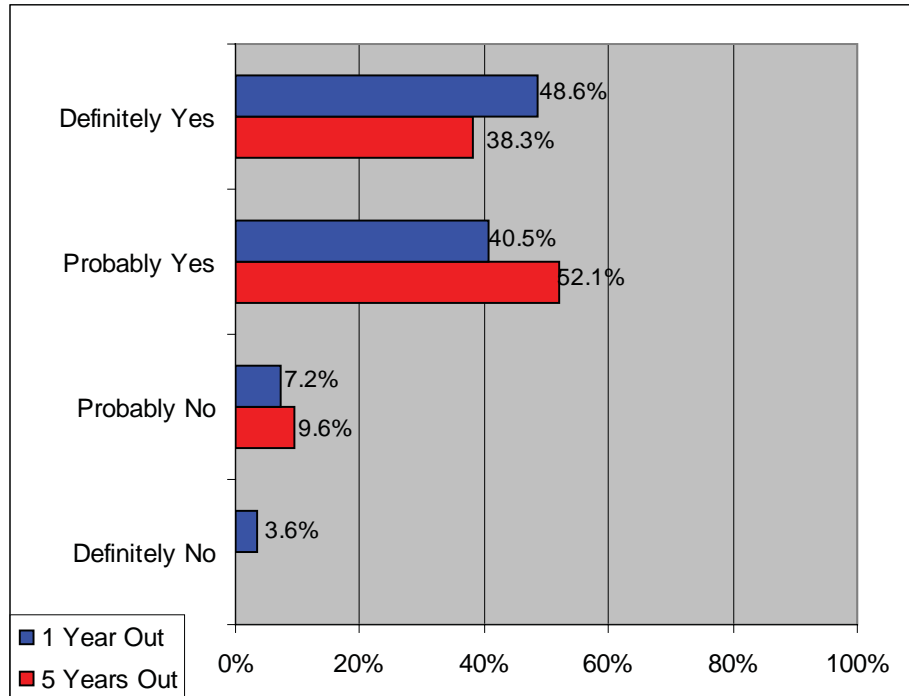
	n	Mean	Std. Deviation	Excellent	Good	Fair	Poor
1. Quality of VSU Catalog	106	3.29	0.66	40.6%	48.1%	11.3%	0.0%
2. Quality of Career Planning	66	2.73	0.95	21.2%	43.9%	21.2%	13.6%
3. Quality of Job Placement	52	2.35	0.99	9.6%	42.3%	21.2%	26.9%
4. Quality of Veterans' Services	16	3.00	0.82	25.0%	56.3%	12.5%	6.3%
5. Quality of Public Safety	94	2.86	0.76	19.1%	51.1%	26.6%	3.2%
6. Quality of Bookstore	109	2.99	0.78	25.7%	51.4%	19.3%	3.7%
7. Quality of Registrar's Office	109	3.19	0.67	32.1%	56.9%	9.2%	1.8%
8. Quality of Cont. Ed. Office	38	2.84	0.89	23.7%	44.7%	23.7%	7.9%
9. Quality of Alumni Office	48	3.21	0.68	35.4%	50.0%	14.6%	0.0%
10. Quality of Practicum or Internship Experiences	59	3.29	0.97	55.9%	25.4%	10.2%	8.5%
11. Quality of Library Facilities	109	3.08	0.78	31.2%	49.5%	15.6%	3.7%
12. Overall Quality of Faculty	111	3.41	0.64	48.6%	45.0%	5.4%	0.9%

Alumni Rating of Academic Experiences in Major Field of Study - 5 years out

	n	Mean	Std. Deviation	Excellent	Good	Fair	Poor
1. Quality of VSU Catalog	85	3.12	0.63	24.7%	63.5%	10.6%	1.2%
2. Quality of Career Planning	62	2.55	0.80	9.7%	45.2%	35.5%	9.7%
3. Quality of Job Placement	42	2.36	0.96	11.9%	33.3%	33.3%	21.4%
4. Quality of Veterans' Services	15	2.93	0.59	13.3%	66.7%	20.0%	0.0%
5. Quality of Public Safety	79	2.67	0.80	12.7%	49.4%	30.4%	7.6%
6. Quality of Bookstore	91	2.98	0.73	23.1%	53.8%	20.9%	2.2%
7. Quality of Registrar's Office	92	2.80	0.75	14.1%	57.6%	22.8%	5.4%
8. Quality of Cont. Ed. Office	30	2.93	0.69	16.7%	63.3%	16.7%	3.3%
9. Quality of Alumni Office	44	2.98	0.85	27.3%	50.0%	15.9%	6.8%
10. Quality of Practicum or Internship Experiences	53	3.34	0.96	58.5%	26.4%	5.7%	9.4%
11. Quality of Library Facilities	90	3.08	0.72	27.8%	55.6%	13.3%	3.3%
12. Overall Quality of Faculty	93	3.34	0.62	40.9%	53.8%	4.3%	1.1%

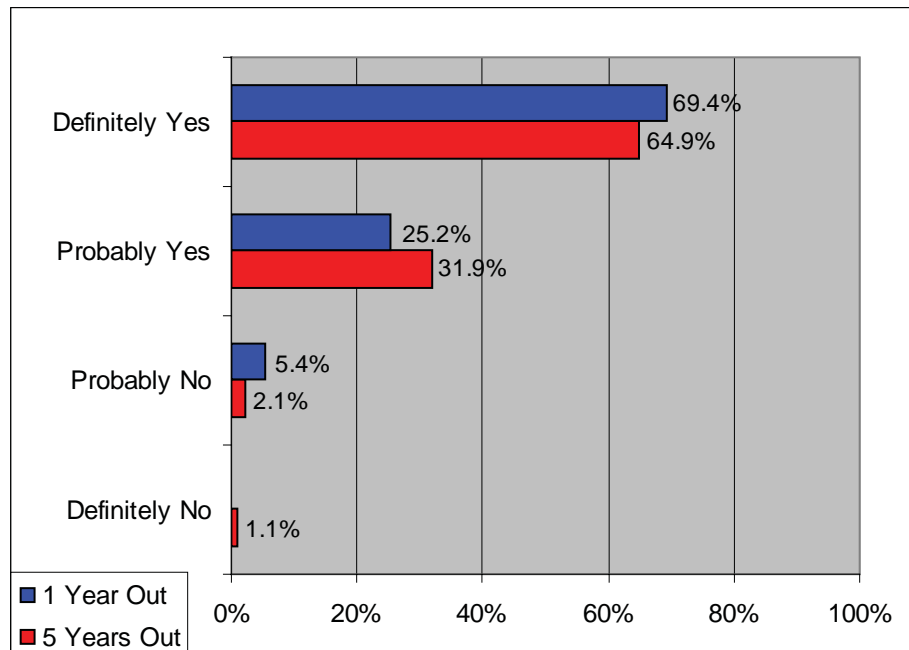
Alumni Satisfaction with Overall Quality of Education at VSU

If I began my college experience again, I would choose to attend VSU.



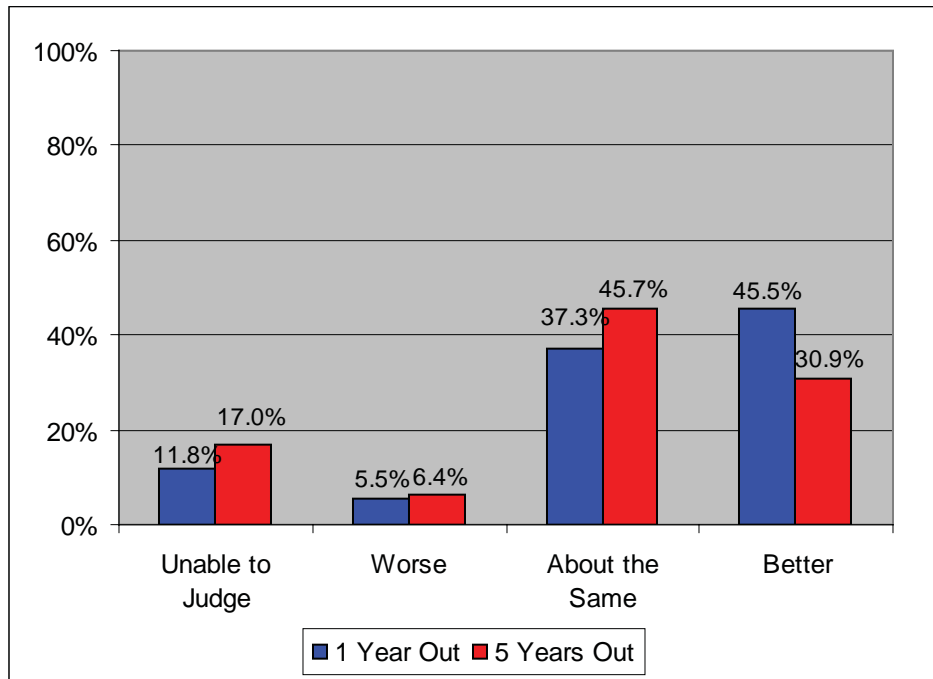
- 99 one-year out and 85 five-years out alumni would probably or definitely choose VSU again.

I would recommend VSU to others.



- 105 one-year out and 91 five-years out alumni would probably or definitely recommend VSU to others.

How would you perceive the quality of education provided by VSU compared with that of other universities/colleges?



- 91 one-year out and 72 five-years out alumni rated VSU's education as about the same or better than other universities.

**Summary Highlights
VSU Alumni One-Year and Five-Years Out**

The three Services/Facilities with the highest quality of service rating were:

One-Year Out (2004)

- VSU Catalog
- Bookstore
- Registrar's Office

Five-Years Out (2000)

- VSU Catalog
- Bookstore
- Alumni Office

Annual Salary for First Job:

One-Year Out (2004)

- 14.0% earned \$40,000 and above
- 40.9% earned \$25,000 - \$39,999
- 38.7% earned \$15,000 - \$24,999

Five-Years Out (2000)

- 10.7% earned \$40,000 and above
- 54.8% earned \$25,000 - \$39,999
- 26.2% earned \$15,000 - \$24,999

Relationship of First Job to Major:

One-Year Out (2004)

- 53.4% felt their first job was directly related
- 24.3% felt their first job was somewhat related
- 22.3% felt their first job was not related

Five-Years Out (2000)

- 48.9% felt their first job was directly related
- 30.0% felt their first job was somewhat related
- 21.1% felt their first job was not related

Annual Salary for Current Job:

One-Year Out (2004)

- 25.5% earn \$50,000 and above
- 19.6% earn \$40,000 - \$49,999
- 36.3% earn \$25,000 - \$39,999

Five-Years Out (2000)

- 25.9% earn \$50,000 and above
- 21.2% earn \$40,000 - \$49,999
- 41.2% earn \$25,000 - \$39,999

Satisfaction with VSU was indicated by:

One-Year Out (2004)

- 89.1% would choose to attend VSU again
- 94.6% would recommend VSU to others
- 82.8% said the quality of education at VSU was the same or better than at other universities

Five-Years Out (2000)

- 90.4% would choose to attend VSU again
- 96.8% would recommend VSU to others
- 76.6% said the quality of education at VSU was the same or better than at other universities