
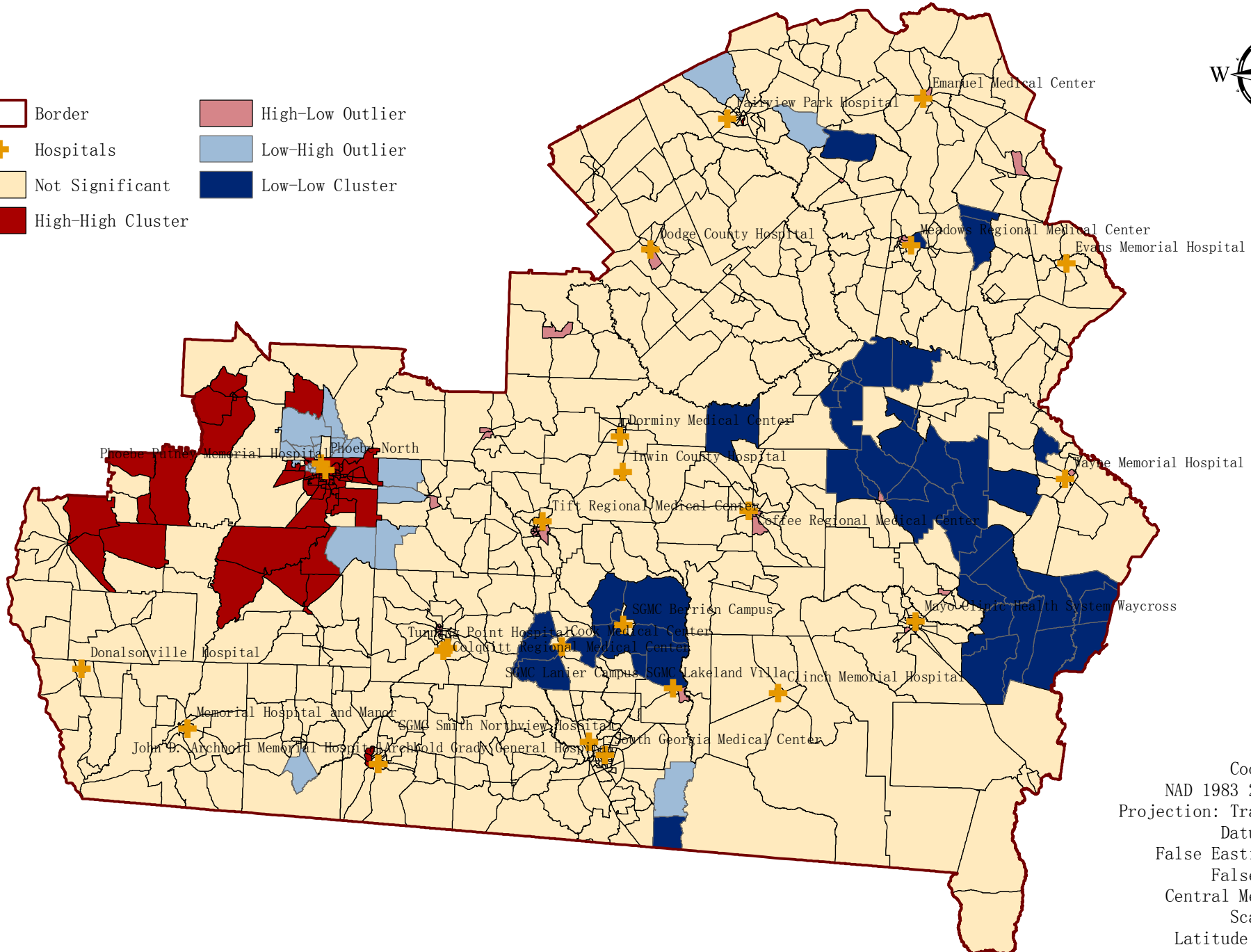


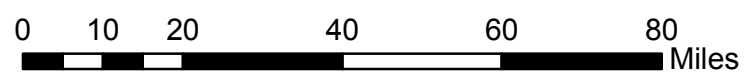
Cluster of Black Or African American Rate Based On Local Moran's I



- Border
- High-Low Outlier
- Low-High Outlier
- Not Significant
- Low-Low Cluster
- High-High Cluster
- Hospitals



Coordinate System:
 NAD 1983 2011 UTM Zone 17N
 Projection: Transverse Mercator
 Datum: NAD 1983 2011
 False Easting: 500,000.0000
 False Northing: .0000
 Central Meridian: -81.0000
 Scale Factor: .9996
 Latitude Of Origin: .0000
 Units: Meter



1 in = 24 miles